



November 6, 2018 General Election

Registered Voters: 948,863
 Ballots Cast: 612,317
 Voter Turnout: 64.53 %

Precincts Partially Reported: 0 of 516
 Precincts Completely Reported: 516 of 516
 Precincts Percent Reported: 100.00 %

Last updated 11/27/2018 1:51:22 PM EST

OFFICIAL RESULTS

USE YOUR BROWSER'S REFRESH BUTTON TO UPDATE RESULTS. DURING PEAK TIMES THE REFRESH MAY TAKE UP TO 2 MINUTES

[Download Reports](#)

Type	Description
Summary CSV	Comma separated values showing total votes received.
Detail XLS	Precinct level details for election results. Contains votes received by each choice in each contest in each precinct, by vote type.
Detail TXT	Precinct level details for election results. Contains votes received by each choice in each contest in each precinct, by vote type.
Detail XML	Precinct level details for election results. Contains votes received by each choice in each contest in each precinct, by vote type.

[Custom Filter by Contest, Vote Type and Jurisdiction](#)

Contest:

Vote Type:

Jurisdiction:


Refresh







Governor and Lieutenant Governor (Vote For 1)











	Percent	Votes
Bill Schuette/Lisa Posthumus Lyons (REP)	33.10%	13,285
Gretchen Whitmer/Garlin D. Gilchrist II (DEM)	64.78%	25,996
Bill Gelineau/Angelique Chaiser Thomas (LIB)	1.10%	441
Todd Schleiger/Earl P. Lackie (UST)	0.30%	122
Jennifer V. Kurland/Charin H. Davenport (GRN)	0.53%	212
Keith Butkovich/Raymond Warner (NLP)	0.10%	40
Angelo Scott Brown (write-in)	0.00%	0
Chaneika Ranell Penny (write-in)	0.00%	0
Clyde Lynch (write-in)	0.00%	0
Evan Space (write-in)	0.00%	0
Francis L. Rowley (write-in)	0.00%	0
Henry Joseph Lester (write-in)	0.00%	0
John Arthur Williams (write-in)	0.00%	0
Lance Herman (write-in)	0.00%	0
Larry James Hutchinson Jr. (write-in)	0.00%	0
Patrick O'Neal Burney (write-in)	0.00%	0
Raymond A. Hall (write-in)	0.00%	0
Robin Lee Sanders (write-in)	0.00%	0
William Cobbs (write-in)	0.00%	0
Rejected write-ins	0.08%	34
		40,130





Secretary of State (Vote For 1)





	Percent	Votes
Mary Treder Lang (REP)	32.74%	12,925
Jocelyn Benson (DEM)	65.17%	25,725
Gregory Scott Stempfle (LIB)	1.53%	602
Robert Gale (UST)	0.56%	220




Secretary of State (Vote For 1)			
		Percent	Votes
Rejected write-ins		0.00%	0
		39,472	




Attorney General (Vote For 1)			
		Percent	Votes
Tom Leonard (REP)		34.70%	13,553
Dana Nessel (DEM)		61.62%	24,066
Lisa Lane Gioia (LIB)		1.77%	693
Gerald T. Van Sickle (UST)		0.34%	131
Chris Graveline (NPA)		1.56%	611
Rejected write-ins		0.00%	0
		39,054	










United States Senator (Vote For 1)			
		Percent	Votes
John James (REP)		34.75%	13,913
Debbie Stabenow (DEM)		63.89%	25,584
George E. Huffman III (UST)		0.36%	143
Marcia Squier (GRN)		0.74%	298
John Howard Wilhelm (NLP)		0.21%	85
Tim Yow (write-in)		0.00%	1
Tom Bagwell (write-in)		0.00%	0
Valerie L. Willis (write-in)		0.00%	0
William F. White (write-in)		0.00%	0
Rejected write-ins		0.04%	17
		40,041	












Representative in Congress 14th District (Vote For 1)			
		Percent	Votes
Marc S. Herschfus (REP)		32.50%	12,586
Brenda Lawrence (DEM)		65.48%	25,362
Philip Kolody (WC)		2.02%	784
Rejected write-ins		0.00%	0
		38,732	













State Senator 11th District (Vote For 1)			
		Percent	Votes
Boris Tuman (REP)		32.02%	12,303
Jeremy Moss (DEM)		65.51%	25,174
James K. Young (LIB)		2.47%	949
Rejected write-ins		0.00%	0
		38,426	










Representative in State Legislature 37th District (Vote For 1)			
		Percent	Votes
Mitch Swoboda (REP)		32.63%	12,360
Christine Greig (DEM)		67.37%	25,525
Rejected write-ins		0.00%	0
		37,885	




Member of the State Board of Education (Vote For 2)			
		Percent	Votes
Tami Carlone (REP)		16.86%	11,820
Richard Zeile (REP)		15.74%	11,033
Judith P. Pritchett (DEM)		31.29%	21,940




Member of the State Board of Education (Vote For 2)			Percent	Votes
Tiffany Tilley (DEM)			30.12%	21,116
Scotty Boman (LIB)			1.55%	1,090
John J. Tatar (LIB)			1.04%	730
Karen Adams (UST)			0.61%	427
Douglas Levesque (UST)			0.24%	170
Sherry A. Wells (GRN)			0.78%	545
Mary Anne Hering (WC)			1.10%	772
Logan R. Smith (WC)			0.66%	465
Rejected write-ins			0.00%	0
				70,108




Regent of the University of Michigan (Vote For 2)			Percent	Votes
Andrea Fischer Newman (REP)			18.51%	12,532
Andrew Richner (REP)			16.18%	10,954
Jordan Acker (DEM)			30.98%	20,977
Paul Brown (DEM)			29.28%	19,820
James Lewis Hudler (LIB)			1.09%	740
John Jascob (LIB)			1.10%	748
Joe Sanger (UST)			0.54%	363
Crystal Van Sickle (UST)			0.88%	598
Kevin A. Graves (GRN)			0.91%	613
Marge Katchmark Sallows (NLP)			0.53%	356
Rejected write-ins			0.00%	0
				67,701








Trustee of Michigan State University (Vote For 2)			Percent	Votes
Dave Dutch (REP)			16.48%	11,128
Mike Miller (REP)			17.03%	11,498
Brianna T. Scott (DEM)			31.93%	21,561
Kelly Charron Tebay (DEM)			29.50%	19,919
Bruce Campbell (LIB)			1.49%	1,004
Tim Orzechowski (LIB)			1.05%	708
Janet M. Sanger (UST)			0.73%	491
John Paul Sanger (UST)			0.49%	333
Aaron Mariasy (GRN)			0.66%	449
Bridgette R. Abraham-Guzman (NLP)			0.49%	334
David Mott (write-in)			0.04%	25
Rejected write-ins			0.11%	71
				67,521





Governor of Wayne State University (Vote For 2)			Percent	Votes
Diane Dunaskiss (REP)			18.17%	11,879
David Nicholson (REP)			16.55%	10,815
Bryan C. Barnhill (DEM)			31.14%	20,353
Anil Kumar (DEM)			29.83%	19,498
Jon Elgas (LIB)			1.24%	810
John T. Hargenrader (LIB)			1.06%	692
Christine C. Schwartz (UST)			1.36%	892
Marc Joseph Sosnowski (UST)			0.65%	422
Rejected write-ins			0.00%	0
				65,361



County Commissioner 13th District (Vote For 1)			
		Percent	Votes
Michelle Dinardo (REP)		33.46%	4,615
Marcia Gershenson (DEM)		66.54%	9,177
Rejected write-ins		0.00%	0
			13,792







County Commissioner 14th District (Vote For 1)			
		Percent	Votes
Bill Galvin (REP)		40.44%	6,548
William Miller (DEM)		59.56%	9,642
Rejected write-ins		0.00%	0
			16,190

County Commissioner 21st District (Vote For 1)			
		Percent	Votes
Richard A. Van Camp (REP)		32.78%	2,334
Janet Jackson (DEM)		67.22%	4,786
Rejected write-ins		0.00%	0
			7,120




Justice of Supreme Court (Vote For 2)			
		Percent	Votes
Samuel Bagenstos		16.09%	9,523
Megan Kathleen Cavanagh		27.93%	16,529
Elizabeth T. Clement		27.65%	16,362
Doug Dern		2.60%	1,537
Kerry Lee Morgan		4.63%	2,742
Kurtis T. Wilder		21.11%	12,492
Rejected write-ins		0.00%	0
			59,185







Judge of Court of Appeals 2nd District Incumbent Position (Vote For 3)			
		Percent	Votes
Elizabeth Gleicher		33.30%	19,692
Kathleen Jansen		34.88%	20,622
Deborah A. Servitto		31.82%	18,817
Rejected write-ins		0.00%	0
			59,131



Judge of Court of Appeals 2nd District Incumbent Position Term Ending 01/01/2021 (Vote For 1)			
		Percent	Votes
Jonathan Tukel		100.00%	22,889
Rejected write-ins		0.00%	0
			22,889








Judge of Circuit Court 6th Circuit Incumbent Position (Vote For 5)			
		Percent	Votes
Leo Bowman		19.45%	17,114
Karen D. McDonald		21.47%	18,891
Phyllis McMillen		19.76%	17,390
Denise Langford Morris		20.90%	18,385
Michael Warren		18.42%	16,205
Rejected write-ins		0.00%	0
			87,985




Judge of Circuit Court 6th Circuit Non-Incumbent Position (Vote For 1)			
---	--	--	--






Judge of Circuit Court 6th Circuit Non-Incumbent Position (Vote For 1)			Percent	Votes
Dan Christ			46.08%	12,573
Jake Cunningham			53.92%	14,712
Rejected write-ins			0.00%	0
				27,285






Judge of Circuit Court 6th Circuit New Judgeship (Vote For 1)			Percent	Votes
Julie McDonald			96.91%	22,517
Corinne Shoop (write-in)			0.20%	47
Edward M. Nahhat (write-in)			0.28%	64
Maryann Bruder (write-in)			0.24%	56
Michael J. Blau (write-in)			0.74%	173
Rejected write-ins			1.63%	378
				23,235

Judge of Probate Court Incumbent Position (Vote For 1)			Percent	Votes
Linda Susan Hallmark			100.00%	23,433
Rejected write-ins			0.00%	0
				23,433





Board of Trustees Member Oakland Community College (Oakland County Portion Only) (Vote For 2)			Percent	Votes
Paul Curtis			17.13%	7,119
Pamala M. Davis			21.67%	9,007
Danarius Monroe Hemphill			10.18%	4,230
Christine Marie O'Sullivan			20.73%	8,616
Margaret E. Perry			18.50%	7,688
Bob Storc			11.79%	4,899
Rejected write-ins			0.00%	0
				41,559



Board of Trustees Member Schoolcraft College (Oakland County Portion Only) (Vote For 2)			Percent	Votes
Gretchen Alaniz			54.40%	698
Dillon E. Breen			45.60%	585
Rejected write-ins			0.00%	0
				1,283



Board Member Clarenceville School District (Oakland County Portion Only) (Vote For 3)			Percent	Votes
Cynthia M. Immonen			44.73%	633
Dennis Myers			43.82%	620
Joe Sanchez (write-in)			1.98%	28
Michael Liss (write-in)			6.86%	97
Rejected write-ins			2.61%	37
				1,415



Board Member Farmington Public School District (Vote For 2)			Percent	Votes
Pamela S. Green			41.73%	18,397
Jeff Grynawski			16.84%	7,423
Mark Przeslawski			19.45%	8,576
Zach Rich			21.98%	9,688
Rejected write-ins			0.00%	0



Board Member Farmington Public School District (Vote For 2)		
	Percent	Votes
		44,084



Board Member Walled Lake Consolidated Schools (Vote For 2)		
	Percent	Votes
Peggy Casagrande 	39.77%	820
Greg Pavuk 	21.73%	448
Marc A. Siegler 	38.51%	794
Rejected write-ins 	0.00%	0
		2,062

Proposal 18-1 - State of Michigan (Vote For 1)		
	Percent	Votes
Yes 	57.47%	22,752
No 	42.53%	16,839
		39,591

Proposal 18-2 - State of Michigan (Vote For 1)		
	Percent	Votes
Yes 	68.73%	26,601
No 	31.27%	12,105
		38,706

Proposal 18-3 - State of Michigan (Vote For 1)		
	Percent	Votes
Yes 	74.94%	29,209
No 	25.06%	9,766
		38,975

Charter Amendment - City of Farmington Hills (Vote For 1)		
	Percent	Votes
Yes 	58.71%	22,329
No 	41.29%	15,701
		38,030

Millage Restoration Authorization With 10 Year Expiration - Schoolcraft College (Oakland County Portion Only) (Vote For 1)		
	Percent	Votes
Yes 	59.61%	701
No 	40.39%	475
		1,176

▼ [Custom Filter by Vote Type and Precinct](#)

Vote Type: Precinct:

Copyright © 2019 Powered by - [Scylla](#)